NOTICE:	ALL PARTS MUST MEET TO RoHS REQUIREMENTS	CUSTOMER OUTLINE DRAWING
RoHS ✓		

REV.	DESCRIPTION	ECN NO.	NAME	DATE
A0	FIRST EDITION	N/A	XU	2025/08/19

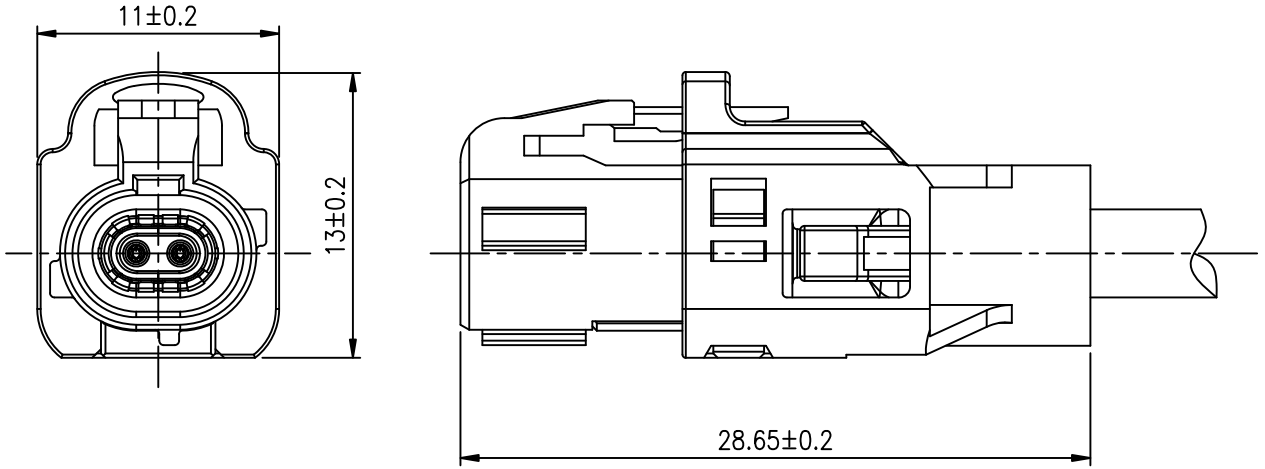

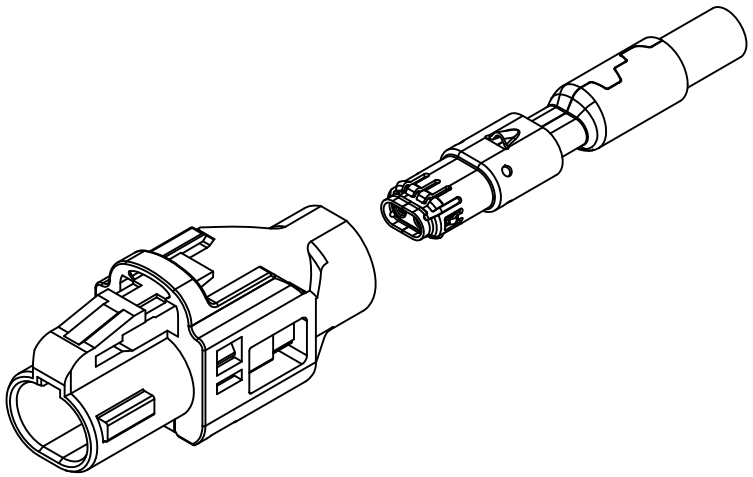

NOTES:
1. Material and plating: SEE TABLE
2. Electrical data:
   2.1. Impedance: 100 Ω
   2.2. Frequency: DC to 4 GHz
   2.3. Return loss:

$$\geqslant \left(25-16.6\log_{10}\left(\frac{f}{1500}\right) \begin{matrix} 25 & 1\leq f<1500 \\ & 1500\leq f<3000 \\ 20 & 3000\leq f<4000 \end{matrix} \right) \text{dB}$$

   2.4. Insertion loss: ⩽ 0.1 x f(GHz) dB
   2.5. Insulation resistance: 100 MΩ MIN.
   2.6. Center contact resistance: 10 mΩ MAX
   2.7. Outer contact resistance: 7.5 mΩ MAX
   2.8. Working voltage: 60 V rms
   2.9. Power current: ⩽ 1.5 A DC
3. Mechanical data:
   3.1 Mating cycles: ⩾25
   3.2 Engagement force: ⩽20 N
   3.3 Retention force latch: ⩾ 110 N
   3.4 Coding efficiency: ⩾ 150 N
4. Environmental data
   4.1 Temperature range: −40°C TO +105°C

TABLE:

ITEM	PART NAME	MATERIAL	PLATING/COLOR	Q'TY
5	Crimp sleeve	Steel	N/A	1
4	Outer contact	COPPER ALLOY	TIN	1
3	Center contact	COPPER ALLOY	GOLD/TIN	2
2	Dielectric	PBT	N/A	1
1	Housing	PBT	SEE SHEET 2	1

SIGNAL® RF

APPROVED:	CUSTOMER P/N:
CHECKED:	REV. : A0
CHECKED:	SCALE: 3:1
DRAWING:	DATE: 2025-08-19

TITLE: Ethernet(R-ETH) Single,Straight Jack

DRAWING NO.

ORDER NO. 805040-00-009

THIRD ANGLE PROJECTION

TOLERANCES ARE:

DECIMALES	ANGLES
.x ±0.5	x.° ±5.0°
.xx ±0.3	.x° ±3.0°

UNITS: mm

SHEET: 1 OF 2

SIZE: A4

NOTICE:	ALL PARTS MUST MEET TO RoHS REQUIREMENTS	CUSTOMER OUTLINE DRAWING
RoHS ✓		

REV.	DESCRIPTION	ECN NO.	NAME	DATE
A0	FIRST EDITION	N/A	XU	2025/08/09

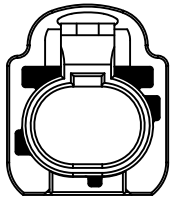
CODE A

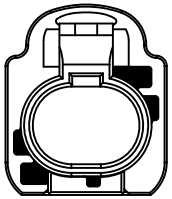
CODE B

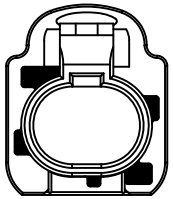
CODE C

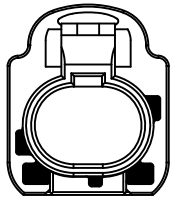
CODE D

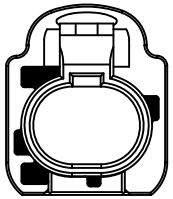
CODE E

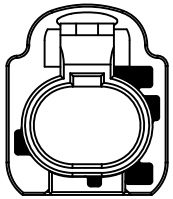
CODE F

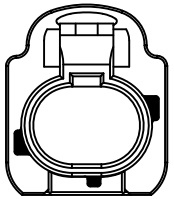
CODE Z(neutral coding for coding A – F)

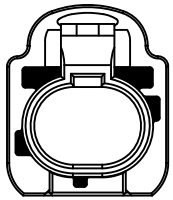
CODE G

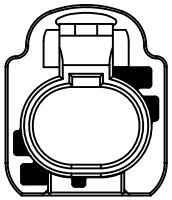
CODE H

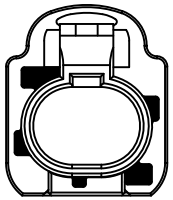
CODE J

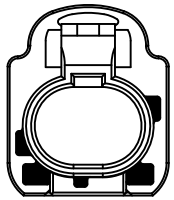
CODE K

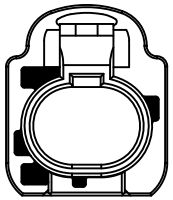
CODE L

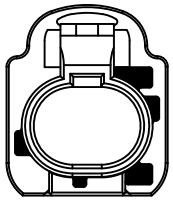
CODE M

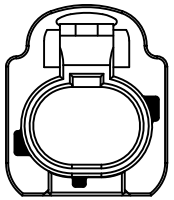
CODE O(neutral coding for coding G – M)

CODING	COLOR	RAL	ORDER NO.
Z	Water blue	sim. 5021	805030-00-009-Z
O	Light green	sim. 6027	805030-00-009-O
M	Pastel orange	sim. 2003	805030-00-009-M
L	Yellow green	sim. 6018	805030-00-009-L
K	Curry	sim. 1027	805030-00-009-K
J	Beige	sim. 1001	805030-00-009-J
H	Light pink	sim. 3015	805030-00-009-H
G	Grey	sim. 7036	805030-00-009-G
F	Brown	sim. 8011	805030-00-009-F
E	Green	sim. 6017	805030-00-009-E
D	Claret violet	sim. 4004	805030-00-009-D
C	Blue	sim. 5012	805030-00-009-C
B	White	sim. 9010	805030-00-009-B
A	Black	sim. 9005	805030-00-009-A

SIGNAL® RF

APPROVED:	CUSTOMER P/N:
CHECKED:	REV. : A0
CHECKED:	SCALE: 4:1
DRAWING:	DATE: 2025-08-09

TITLE: Ethernet(R-ETH) Single,Straight Jack

DRAWING NO.

ORDER NO. SEE TABLE

THIRD ANGLE PROJECTION

TOLERANCES ARE:

DECIMALES	ANGLES
.x ±0.5	x.° ±5.0°
.xx ±0.3	.x° ±3.0°

UNITS: mm

SHEET: 2 OF 2

SIZE: A4