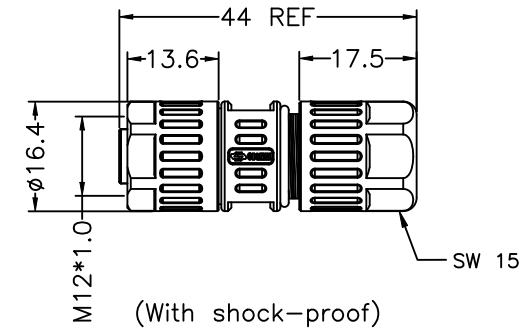
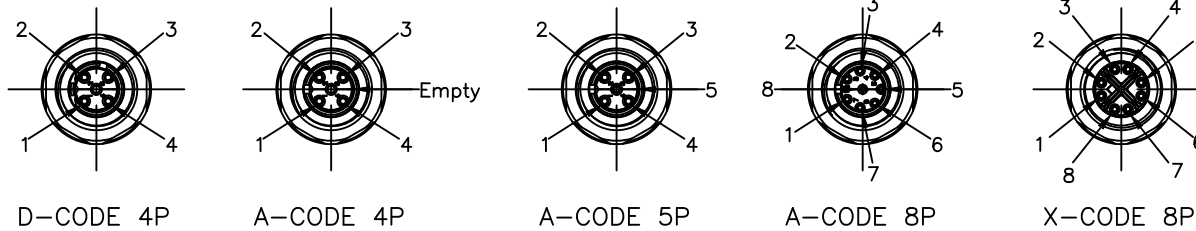
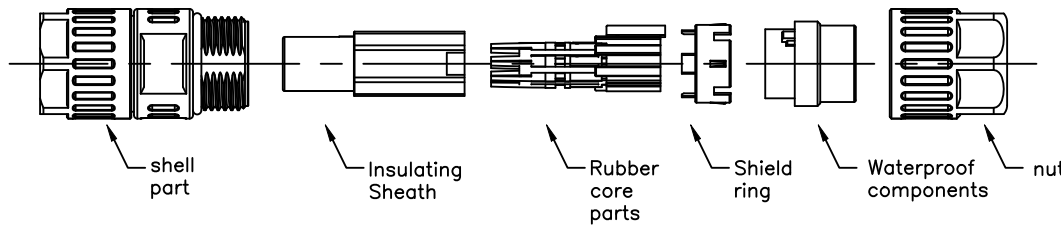


REV	DESCRIPTION	DATE	APPROVED
S0	CREATED DRAWING	2023/01/11	ZK



(With shock-proof)



Detailed Product Description:
 Waterproof connector rating is IP67
 They can not be used permanently under water
 Per ISO-20653,IEC60529

Insulation resistance: >100MΩ
 Contact resistance of connector ≤10mΩ
 Mechanical characteristics: mating / cycle >100cycle
 Operating temperature: -40°C ~ +85°C

Contact Pin: Copper alloy with gold-plated
 Insulation plastic: LCP
 Shell: Copper alloy with Nickel-plated

Cable peeling: (covering: 15~18mm, Conductor: 4mm)
 Cable OD: 5.5~8.5mm(3 types of waterproof hoses)

ALL MATERIALS ARE RoHS COMPLIANT

Electrical character

Part Number	Contacts	Rated voltage		Rated current	Matching terminal(Buy separately)	
		A/C	D/C		No.	Applicable diameter
120404-02-033		250V	250V	4A	FTE01365	18~20AWG
					FTE01366	22~24AWG
120104-02-041		250V	250V	4A	FTE01365	18~20AWG
					FTE01366	22~24AWG
120105-02-042		60V	60V	4A	FTE01365	18~20AWG
					FTE01366	22~24AWG
120108-02-044		30V	30V	2A	FTE01364	20~22AWG
					FTE01250	24~26AWG
120708-02-042		50V	60V	0.5A	FTE01367	22~24AWG
					FTE01368	26~28AWG



Shenzhen Signal Electronics Co., LTD

DRAWN BY	DATE
CHECKED BY	DATE
CHECKED BY	DATE
APPROVED BY	DATE

THE INFORMATION CONTAINED IN THIS DRAWING IS THE SOLE PROPERTY OF SIGNAL COMPANY. ANY REPRODUCTION IN PART OR WHOLE WITHOUT THE WRITTEN PERMISSION OF SIGNAL COMPANY IS PROHIBITED.

TITLE M12 FEMALE METAL ASSEMBLY CONNECTOR (WITH LOGO)		REV.
SGN NO	SEE TABLE	
DWG NO	SGNYD2212102	S0
CUSTOMER		
TOLERANCES ARE:		THIRD ANGLE PROJECTION
DECIMALES	ANGLES	
.x ±0.5	x.' ±2.0'	SIZE: A4
.xx ±0.20	.x' ±1.0'	UNITS: mm
SCALE:		SHEET: 1 OF 1